



# Austvision SpiderFrame – Glass System

The Austvision SpiderFrame System is a specially developed elliptical shaped aluminium extrusion and spider connection system for glass walls and screens, shopfront, display walls or canopies

The SpiderFrame uses simple techniques for connecting Toughened Safety Glass panels to the SpiderFrame, which can be used as a vertical post or horizontal transom or canopy supports.

The SpiderFrame can also be used cantilevered in short sections to replace glass fins or the like, and even for balustrade posts. It is connected to the structure with special profiled feet and can be reinforced with steel RHS inserts for high loadings over long spans.



## Key Features

- ▶ Easy to measure and install.
- ▶ Can be stiffened for large spans.
- ▶ Adjustable.
- ▶ Suitable for 8mm toughened to 20mm toughened laminated glass.
- ▶ Can be used with point fixed IGUs
- ▶ Good corrosion resistance
- ▶ Appealing Profile design
- ▶ Range of fitting options

## Types:

The SpiderFrame has 3 fixing options;

- ▶ AlphaLink – 50/150 link connector.
- ▶ 443 series – 4 or 2 light weight spider with a central M10 fixing.
- ▶ 446 series – 4 or 2 way heavy duty spider with M16 fixing

Glass bolt connectors can be countersunk, disc or swivel to suit the application and glass thickness.

## Material and Finish

The SpiderFrame is a 150 x 72mm elliptical aluminium extrusion which can be anodised or powder coated to suit including the profile clip on covers to conceal fixing slots. The extrusion lengths are 4.5m but can be joined. The fixing feet are stainless steel or mild steel along with the RHS stiffener. The spider fittings are cast 316 marine grade stainless steel and are available in satin and polished stainless finish.

## The system is glazed with Metro Performance Glass, as follows:

- ▶ Toughened Safety Glass.
- ▶ Toughened Heat Soak Glass.
- ▶ Toughened Screen Print Glass.
- ▶ Toughened Digital Print Glass.
- ▶ SAFELITE® EVA or SAFELITE® STF (Sentry®) toughened laminated structural glass

## Compliance

- ▶ The SpiderFrame is specifically designed for each application as the post span and width modules are based on the design loads for the project.

## Support Inquiries

- ▶ Metro Technical phone (09) 927 3000 or email [technical@metroglass.co.nz](mailto:technical@metroglass.co.nz)



# FRAMELESS SPIDER COMMERCIAL FACADES

## Spider Fittings (Lightweight and Heavy Duty)



Product	Model	Sizes mm	Finish	Material	Type	Application	Area	
	443/4/2 SPIDER	500099	M8 CSK SCREW	PSS	316 STAINLESS STEEL	SPIDER	LIGHT WEIGHT SPIDER	Frameless Standoff Assemblies Commercial & Residential
	500100	M8 CSK SCREW WITH DISC	PSS					
	500101	M10 CSK SCREW	PSS					
	500102	M10 CSK SCREW WITH DISC	PSS					
	500103	M8 CSK SCREW	SSS					
	500104	M8 CSK SCREW WITH DISC	SSS					
	500105	M10 CSK SCREW	SSS					
	500106	M10 CSK SCREW WITH DISC	SSS					
		SPECIFY THICKNESS						
				STANDARD	3 OPTIONS			
				M8 Csk SCREW	M8 Csk SCREW WITH Ra DISC	M10 Csk SCREW	M10 Csk SCREW WITH Ra DISC	
NOTE: CSK fixing options require a thicker glass selection.								
	443/2/1 SPIDER	500083	M8 CSK SCREW	PSS	316 STAINLESS STEEL	SPIDER	LIGHT WEIGHT SPIDER	Frameless Standoff Assemblies Commercial & Residential
	500084	M8 CSK SCREW WITH DISC	PSS					
	500085	M10 CSK SCREW	PSS					
	500086	M10 CSK SCREW WITH DISC	PSS					
	500087	M8 CSK SCREW	SSS					
	500088	M8 CSK SCREW WITH DISC	SSS					
	500089	M10 CSK SCREW	SSS					
	500090	M10 CSK SCREW WITH DISC	SSS					
			SPECIFY THICKNESS					
				M8 Csk SCREW	M8 Csk SCREW WITH Ra DISC	M10 Csk SCREW	M10 Csk SCREW WITH Ra DISC	
NOTE: CSK fixing options require a thicker glass selection.								



## FRAMELESS SPIDER COMMERCIAL FACADES

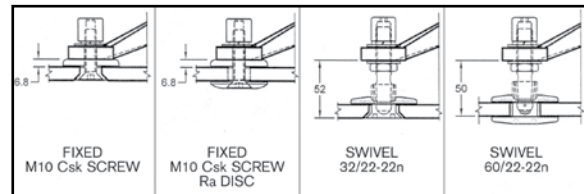
## Spider Fittings (Heavy Duty)



Product	Model	Sizes mm	Finish	Material	Type	Application	Area	
	500201	M10 CSK SCREW	PSS	316 STAINLESS STEEL	SPIDER	HEAVY DUTY SPIDER	Frameless Standoff Assemblies Commercial & Residential	
	500202	M10 CSK SCREW WITH DISC	PSS					
	500660	SWIVEL 32/22-22n	PSS					
	500203	SWIVEL 60/22-22n	PSS					
	500204	SWIVEL 60/22-42n (IGU)	PSS					
	500205	M10 CSK SCREW	SSS					
	500206	M10 CSK SCREW WITH DISC	SSS					
	500659	SWIVEL 32/22-22n	SSS					
	500207	SWIVEL 60/22-22n	SSS					
	500208	SWIVEL 60/22-42n (IGU)	SSS					
			SPECIFY THICKNESS					
		500177	M10 CSK SCREW					PSS
500178		M10 CSK SCREW WITH B/H*	PSS					
500662		SWIVEL 32/22-22n	PSS					
500179		SWIVEL 60/22-22n	PSS					
500180		SWIVEL 60/22-42n (IGU)	PSS					
500181		M10 CSK SCREW	SSS					
500182		M10 CSK SCREW WITH B/H*	SSS					
500661		SWIVEL 32/22-22n	SSS					
500183		SWIVEL 60/22-22n	SSS					
500184		SWIVEL 60/22-42n (IGU)	SSS					
			SPECIFY THICKNESS *B/H = BUTTON HEAD					

GLASS FASTENERS STANDARD

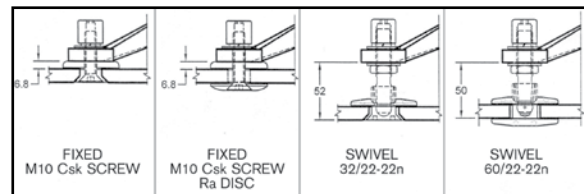
3 OPTIONS



NOTE: CSK fixing options require a thicker glass selection.

GLASS FASTENERS STANDARD

3 OPTIONS



NOTE: CSK fixing options require a thicker glass selection.

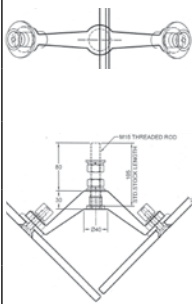




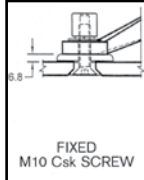
# FRAMELESS SPIDER COMMERCIAL FACADES

## Spider Fittings (Lightweight and Heavy Duty)



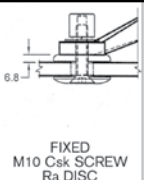
Product	Model	Sizes mm	Finish	Material	Type	Application	Area
<b>446/2M/90 SPIDER</b> 	500193	M10 CSK SCREW	PSS	316 STAINLESS STEEL	SPIDER	HEAVY DUTY SPIDER	Frameless Standoff Assemblies Commercial & Residential
	500194	M10 CSK SCREW WITH DISC	PSS				
	500676	SWIVEL 32/22-22n	PSS				
	500195	SWIVEL 60/22-22n	PSS				
	500196	SWIVEL 60/22-42n (IGU)	PSS				
	500197	M10 CSK SCREW	SSS				
	500198	M10 CSK SCREW WITH DISC	SSS				
	500675	SWIVEL 32/22-22n	SSS				
	500199	SWIVEL 60/22-22n	SSS				
	500200	SWIVEL 60/22-42n (IGU)	SSS				
		SPECIFY THICKNESS					

GLASS FASTENERS STANDARD



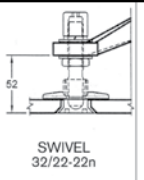
FIXED  
M10 Csk SCREW

GLASS FASTENERS STANDARD



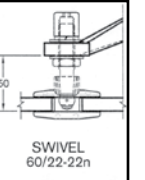
FIXED  
M10 Csk SCREW  
Ra DISC

3 OPTIONS



SWIVEL  
32/22-22n

3 OPTIONS



SWIVEL  
60/22-22n

**NOTE:** CSK fixing options require a thicker glass selection.