

Austvision SpiderTread – Glass Stair Tread System

The Austvision SpiderTread System utilises SAFELITE® EVA or SAFELITE® STF (Sentry®) Toughened Laminated Safety Glass (TLSG) combined with printed and non-slip surfaces to provide an attractive alternative to traditional stair treads.

The imposed floor actions are transferred from the glass through the Austvision spider fittings to the stair stringer. The laminated glass treads are fixed off the spider fitting using countersunk fixings which creates a flush surface.



Key Features

- ▶ Suitable for up to 40mm TLGS.
- ▶ Good corrosion resistance.
- ▶ Easy to install and replace.

Types:

- ▶ The SpiderTread System is supplied with the Austvision 445 series heavy duty spider fitting using M10 countersunk fixings.
- ▶ 445 series – 4 way or 2 way heavy duty spider.

Material and Finish

- ▶ All fittings are cast 316 marine grade stainless steel in satin and polished finish.

The system is glazed with Metro Performance Glass, as follows:

- ▶ SAFELITE® EVA or SAFELITE® STF (Sentry®) Toughened Laminated Safety Glass with or without TEMPAGRIP® non-slip glass surfaces.

Compliance

- ▶ The SpiderTread System is specifically designed on a project basis subject to the imposed floor actions in AS/NZS 1170.1:2002.

Scope of Use

- ▶ Glass flooring provides an exciting combination of style and function, making a dramatic impression in both residential and commercial spaces.
- ▶ Structural glass floors, bridges, landings and stair treads can add light to lower level spaces and provide a unique design element to any interior.

Support Inquiries

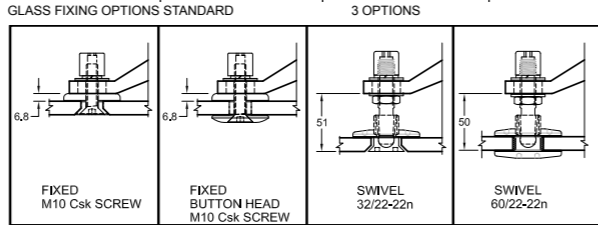
- ▶ Metro Technical phone (09) 927 3000 or email technical@metroglass.co.nz

SPIDER GLASS STAIRS AND FLOORS

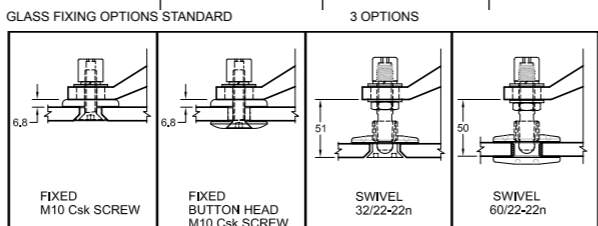
Spider Fittings (Heavy Duty)



Product	Model	Sizes mm	Finish	Material	Type	Application	Area	
	445/4M SPIDER	500155	M10 CSK SCREW	PSS	316 STAINLESS STEEL	SPIDER	HEAVY DUTY SPIDER	Frameless Standoff
	500156	M10 CSK SCREW WITH B/H*	PSS	Assemblies Commercial & Residential				
	500646	SWIVEL 32/22-22n	PSS					
	500157	SWIVEL 60/22-22n	PSS					
	500158	SWIVEL 60/22-42n (IGU)	PSS					
	500159	M10 CSK SCREW	SSS					
	500160	M10 CSK SCREW WITH B/H*	SSS					
	500645	SWIVEL 32/22-22n	SSS					
	500161	SWIVEL 60/22-22n	SSS					
	500162	SWIVEL 60/22-42n (IGU)	SSS					
								SPECIFY THICKNESS *B/H = BUTTON HEAD
	445/2M SPIDER	500139	M10 CSK SCREW	PSS	316 STAINLESS STEEL	SPIDER	HEAVY DUTY SPIDER	Frameless Standoff
	500140	M10 CSK SCREW WITH B/H*	PSS	Assemblies Commercial & Residential				
	500648	SWIVEL 32/22-22n	PSS					
	500141	SWIVEL 60/22-22n	PSS					
	500142	SWIVEL 60/22-42n (IGU)	PSS					
	500143	M10 CSK SCREW	SSS					
	500144	M10 CSK SCREW WITH B/H*	SSS					
	500647	SWIVEL 32/22-22n	SSS					
	500145	SWIVEL 60/22-22n	SSS					
	500146	SWIVEL 60/22-42n (IGU)	SSS					
								SPECIFY THICKNESS *B/H = BUTTON HEAD



NOTE: CSK fixing options require a thicker glass selection.



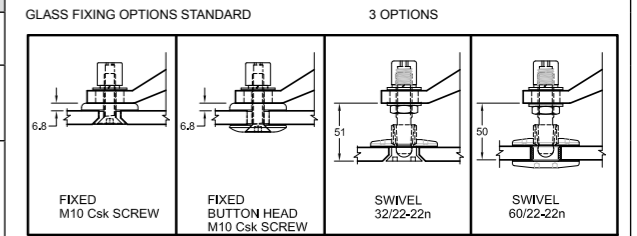
NOTE: CSK fixing options require a thicker glass selection.

SPIDER GLASS STAIRS AND FLOORS

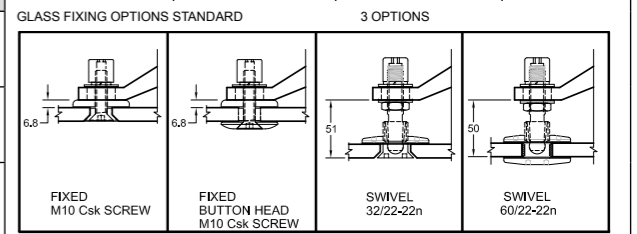
Spider Fittings (Heavy Duty)



Product	Model	Sizes mm	Finish	Material	Type	Application	Area	
	445/4M/2 SPIDER	500163	M10 CSK SCREW	PSS	316 STAINLESS STEEL	SPIDER	HEAVY DUTY SPIDER	Frameless Standoff
	500164	M10 CSK SCREW WITH B/H*	PSS	Assemblies Commercial & Residential				
	500650	SWIVEL 32/22-22n	PSS					
	500165	SWIVEL 60/22-22n	PSS					
	500166	SWIVEL 60/22-42n (IGU)	PSS					
	500167	M10 CSK SCREW	SSS					
	500168	M10 CSK SCREW WITH B/H*	SSS					
	500649	SWIVEL 32/22-22n	SSS					
	500169	SWIVEL 60/22-22n	SSS					
	500170	SWIVEL 60/22-42n (IGU)	SSS					
								SPECIFY THICKNESS *B/H = BUTTON HEAD
	445/2M/1 SPIDER	500147	M10 CSK SCREW	PSS	316 STAINLESS STEEL	SPIDER	HEAVY DUTY SPIDER	Frameless Standoff
	500148	M10 CSK SCREW WITH B/H*	PSS	Assemblies Commercial & Residential				
	500652	SWIVEL 32/22-22n	PSS					
	500149	SWIVEL 60/22-22n	PSS					
	500150	SWIVEL 60/22-42n (IGU)	PSS					
	500151	M10 CSK SCREW	SSS					
	500152	M10 CSK SCREW WITH B/H*	SSS					
	500651	SWIVEL 32/22-22n	SSS					
	500153	SWIVEL 60/22-22n	SSS					
	500154	SWIVEL 60/22-42n (IGU)	SSS					
								SPECIFY THICKNESS *B/H = BUTTON HEAD



NOTE: CSK fixing options require a thicker glass selection.



NOTE: CSK fixing options require a thicker glass selection.

SPIDER GLASS STAIRS AND FLOORS

SPIDER GLASS STAIRS AND FLOORS



SPIDER GLASS STAIRS AND FLOORS

Spider Fittings (Heavy Duty)

Product	Model	Sizes mm	Finish	Material	Type	Application	Area	
	500171	M10 CSK SCREW	PSS	316 STAINLESS STEEL	SPIDER	HEAVY DUTY SPIDER	Frameless Standoff Assemblies Commercial & Residential	
	500654	M10 CSK SCREW WITH B/H*	PSS					
	500658	SWIVEL 32/22-22n	PSS					
	500172	SWIVEL 60/22-22n	PSS					
	500173	SWIVEL 60/22-42n (IGU)	PSS					
	500174	M10 CSK SCREW	SSS					
	500653	M10 CSK SCREW WITH B/H*	SSS					
	500657	SWIVEL 32/22-22n	SSS					
	500175	SWIVEL 60/22-22n	SSS					
	500176	SWIVEL 60/22-42n (IGU)	SSS					
			SPECIFY THICKNESS *B/H = BUTTON HEAD					

GLASS FIXING OPTIONS STANDARD		3 OPTIONS	
	FIXED M10 Csk SCREW		FIXED BUTTON HEAD M10 Csk SCREW
	SWIVEL 32/22-22n		SWIVEL 60/22-22n

NOTE: CSK fixing options require a thicker glass selection.

